

DryTile is a dry installation method for floor tiles which does not require any additional adhesive. The DryTile installation system facilitates reversal at any time – fast and without residue.

ADVANTAGES

- Up to 8 times faster than conventional tile-laying methods
- Acoustic and constructive decoupling from the subsurface
- Crack bridging
- Ideally suitable for tile formats of 30 x 60 cm and larger
- Suitable for underfloor heating in acc. with analysis by the Technical College of Applied Sciences in Nuremberg
- Emission-free installation
- Expansion joints can be positioned across entire tiles
- No subsurface priming necessary
- Low installation height
- Residue-free removal


PROCESSING

1. Just like conventional tiles, these tiles are cut to the desired size.
2. Then the tiles are simply laid on a smooth and even subsurface. The area must not display any signs of dirt, elevations or dents. The DIN 18202 "Tolerances in building construction" shall apply as a basis for measurement. As is generally the case for large-format tiles and slabs, the planarity tolerances indicated in Table 2, line 4 may not suffice. Particularly in the case of higher mechanical loads (e.g. in retail food outlets), an inside micrometre of 2 mm must also be maintained on 2 m length.
3. 1 kg DryTile system joint sealer requires 150 ml water. The mixing ratio of 150 ml water to 1 kg sealant must be observed. Deviations (in either direction) will impair the function and negate any warranty claims.


JOINT COLORS

The DryTile system joint sealer is available as standard in anthracite, grey and beige; other joint sealer colors available on request.

DESCRIPTION



Graphics are not to scale.



1. Ceramic tile with corresponding technical characteristics
2. Cork layer on back durably applied by a special technique
3. System joint automatically formed by the projection on all sides

AREAS OF APPLICATION

- Office and administrative buildings
- Museums and exhibition areas
- Schools, day care centres, retirement homes
- Commercial buildings
- Residential buildings
- Car showrooms

Not suitable for:

- Exterior areas
- Walls
- Permanently wet areas
- Swimming pool surrounds

Flex joint

DryTile system joint

- Cement-based joint sealer in accordance with DIN EN 13888:2009 with reduced water absorption and higher abrasion resistance (in acc. with test report by MPA Weimar)
- Application exclusively in indoor areas, not approved for permanently wet areas
- From 3 to 8 mm
- Very high flank adhesion (tested by MPA Weimar and the Säurefliesner Vereinigung)
- Highly deformable (in acc. with test by the Säurefliesner Vereinigung, meets the requirements of class S2 in line with DIN EN 12004-1, Part 1)
- Water- and dirt-repellent
- Marking as per GefStoffV (Ordinance on Hazardous Substances): Xi irritant (Safety Data Sheet on request)

PRODUCT DESCRIPTION

Water- and dirt-repellent cement-based joint sealer with flexible plastic content for special demands such as high formability, very good stress relief, and very high flank bonding on dimensionally-stable substrates. DryTile system joint sealer is suitable for joint widths of three to eight millimetres, especially for porcelain stoneware as a system joint for DryTile installation, as well as on problematic, dry substrates such as stable beam structures with chipboard panels.

PROCESSING

Substrates must be examined for suitability, i.e. they must be absolutely even when using the DryTile installation system. To ensure a consistent appearance, only material from the same batch should be used. Joints must be clean and of the same depth. Jointing is only possible once the tile adhesive (for conventional installation) has dried and is largely bonded. The mixing ratio of 150 ml water to 1 kg sealant must be observed. Deviations (in either direction) will impair the function and negate any warranty claims.

Mix the DryTile system joint sealer with clean water to form a smooth sealant of a consistent color. We recommend using an electric stirring device. The joint sealer is applied using a hard jointing board and rinsed using a viscose sponge and as little water as possible immediately after jointing. Any joint residue must be rinsed off without delay. Thickened leftover joint sealer must not be stirred again for use. During the hardening process, direct sunshine and draughts should be avoided.

Tips for avoiding stains

Hardening is delayed by low temperatures which can cause changes in color. Dampness emanating from the substrate can cause efflorescence or marbling. As DryTile system joint sealer is cement-based, it is not entirely resistant to acids or water with an excessively high chlorine content.

Flex joint

DryTile system joint

TECHNICAL CHARACTERISTICS

Colors	standard: anthracite, grey, beige
Area of application	floor joints for interior applications
Joint width	3 - 8 mm
Processing temperature	+ 5 °C to + 25 °C (depending on the subsurface)
Temperature resistance	- 20 °C to + 80 °C
Water consumption	approx. 150 ml water for 1 kg DryTile system joint sealer
Processing time	approx. 15 minutes (at + 20 °C and 65 % rel. humidity)
Navigable	after 24 hours (at + 20 °C and 65 % rel. humidity)
Marking as per GefStoff V	Xi, irritant (Safety Data Sheet on request)
Storage	approx. 6 months when stored in a dry place

CONSUMPTION

Format	Consumption
30 x 60 x 1.0 / 1.05 cm	approx. 280 g/m ²
60 x 60 x 1.0 / 1.05 cm	approx. 190 g/m ²
60 x 120 x 1.0 / 1.05 cm	approx. 140 g/m ²

Other consumption values for other formats, especially for extra-thick tiles, available on request. Open sacks must be used up in full; no subsequent processing.

CLEANING

Clean tools with water immediately after use.


PACKING UNIT

5 kg per bucket as standard for each color; 25 kg per sack also available on request or for larger quantity requirements.

The specifications outlined in Technical Data Sheet DT01 supplied by DryTile Ceramics GmbH must be observed.

Technical Data Sheet:



	Ceramic tiles in acc. with harmonised standard: DIN EN 14411 (2012)
Deutsche Steinzeug, 53015 Bonn, Germany Tel. +49(0)228/391-0 www.deutsche-steinzeug.de	
DryTiling with DryTiling dispersion joint, paste-like Flooring panel DryTile system floors 2019	
Reaction to fire: low-flammable class Bfl - s1 (as per DIN EN 13501-1) „Emission-tested construction product in accordance with DIBt principles“	

- In accordance with an analysis by the Fraunhofer Institute in Stuttgart, DryTile meets the requirements of the AgBB Scheme for the use of construction products in indoor areas
- Reaction to fire as per test by MPA Stuttgart
- Disposal (tile incl. cork layer and system joint sealer) as per waste code 170904 (DK 1 landfill) – expert report available
- Dynamic stress tested in a concentricity test by the Säurefließner Vereinigung (15,000 equi-gauge and recurring loads by rolling damage: no damage; the system is resistant to the mechanical impacts applied)
- Suitability of the system tested and confirmed by the MPA Hanover with tiles of 15 mm material thickness for areas subject to higher mechanical loads
- Suitable for use on underfloor heating in accordance with tests by the Technical College of Applied Sciences in Nuremberg



Flooring panel "DryTiling with DryTiling dispersion joint, paste-like"

Reaction to fire: low-flammable (class Bfl – s1 as per DIN EN 13501-1) on solid, mineral substrates (gross density $\geq 1350 = 1350 \text{ kg/m}^3$) and on substrates made of wood and wood-based materials (thickness $\geq 10 \text{ mm}$, gross density $\geq 475 \text{ kg/m}^3$)

"Emission-tested construction product in accordance with DIBt principles"

